

F
U
J
I

No. 4 Edition

Sole Importer:
FUJI AMERICA
a Division of
Toshoku America, Inc.
Room 520, 551 Fifth Ave.
New York, N.Y. 10017
Phone: 212-661-5421





ROAD RACER MODEL THE NEWEST

SPECIFICATION

FRAME: Hand-made. 22-1/2" or 24" for 27" wheels, 74° x 74°, Road Racer.

Built of best quality double butted chrome molybdenum steel tubing.

Straight seat and chain stays and drop-out solid end brazed up.

With light alloy forged special seat pillar.

Front fork - Racing model built of butted chrome molybdenum steel tubing. White silver and C.P. finest finish.

GEAR & CRANKS: Racing model light alloy, 1/2" x 3/32" x 47 and 52 T. double chainwheels. With 6-3/4" light alloy forged cotterless cranks.

WHEELS: Tyre & tubes - 27" x 1-1/8" Tubular racing tyre #75 with French pattern valves.

Rims - 27" x 1-1/8" Racing model light alloy tubing rims, 36 x 36 holes.

Spokes - B.W.G. No. 15/16 stainless steel made swaged spokes.

Hubs - Road Racing hub light alloy large flanged quick release hubs, 5/16" x 3/8" spindles.

Derailleur gear - Model "V-LUX", Slanting pantograph type light alloy, 5-speed derailleur gear. With 1/2" x 3/32"

x 14, 15, 16, 18 and 22 teeth multiple freewheels.

HANDLEBAR: Racing model light alloy dropped deep curved, with cotton tape and plugs. With forged high tension light alloy racing stem.

BRAKES: Front & Rear center pull designed caliper, forged light alloy arms and pressed light alloy levers. With rubber covers for hooded levers.

CHAINS: 1/2" x 3/32", best roller.

PEDALS: Racing model, Rat-trap type light alloy body 2-1/4", and leather covered steel toe clips with toe straps.

SADDLE: Racing model suede feeling leather and moulded plastic double top, single wire base.

ACCESSORIES: Frame pump - Light alloy frame pump with clips, 18"

Bottle - Plastic bottle with cage.



Silver



ROAD RACER MODEL THE ACE

SPECIFICATION

FRAME: 22-1/2" or 24" for 27" wheels, 73° x 73°, Road Racer.

Built of best quality double butted chrome molybdenum steel tubing.

Brazed-up lugs and shell cut away. Straight seat and chain stays drop-out solid end brazed-up. With light alloy forged special seat pillar.

Front fork — Racing model built of butted chrome molybdenum steel tubing.

Pearl Orange and C.P. finest finish.

GEAR & CRANKS: Racing model light alloy 1/2" x 3/32" x 47 and 52 T. double chainwheels. With 6-3/4" light alloy forged cotterless cranks.

WHEELS: Tyre & tubes — 27" x 1-1/8" Tubular racing tyre #75 with French pattern valves.

Rims — 27" x 1-1/8" Racing model light alloy tubing rims, 36 x 36 holes.

Spokes — B.W.G. No. 15/16 stainless steel made swaged spokes.

Hubs — Road Racing hubs light alloy small flanged quick release special hubs, 5/16" x 3/8" spindles.

Derailleur gear — Model "CRANE" Servo panta mechanism

type light alloy, 5-speed derailleur gear. With 1/2" x 3/32" x 14, 15, 16, 18 and 22 teeth multiple freewheels.

HANDLEBAR: Racing model light alloy dropped deep curved, with cotton tape and plugs. With forged high tension light alloy racing stems.

BRAKES: Front & Rear side pull designed caliper, forged light alloy arms and pressed light alloy levers. With rubber covers for hooded levers.

CHAINS: 1/2" x 3/32" best roller.

PEDALS: Racing model, Rat-trap type light alloy body 2-1/4" and leather covered steel toe clips with toe straps.

SADDLE: Racing model special leather and moulded plastic double top, single wire base.

ACCESSORIES: Frame pump — Light alloy frame pump with clips, 18".

Bottle — Plastic bottle with cage.



Pearl Orange



ROAD RACER MODEL THE FINEST

SPECIFICATION

FRAME: 21", 23" or 25" for 27" wheels, 73° x 73°, Road Racer.

Built of best quality double butted chrome molybdenum steel tubing. Brazed-up lugs and shell cut away. Straight seat and chain stays drop-out solid end brazed-up. With light alloy forged special seat pillar.

Front fork — Racing model built of butted chrome molybdenum steel tubing. Flamboyant and C.P. finest finish.

GEAR & CRANKS: Racing model light alloy, 1/2" x 3/32" x 44 and 52 T. double chainwheels.

With 6-3/4" light alloy forged cotterless cranks.

WHEELS: Tyre & tubes — 27" x 1-1/8" Tubular racing tyre #100 with French pattern valves.

Rims — 27" x 1-1/8" Racing model light alloy tubing rims, 36 x 36 holes.

Spokes — B.W.G. No. 15/16 stainless steel made swaged spokes.

Hubs — Road Racing hubs light alloy large flanged quick release special hubs, 5/16" x 3/8" spindles.

Derailleur gear — Model "V" Slanting pantograph type light alloy, 5-speed derailleur gear. With 1/2" x 3/32" x

14, 16, 18, 21 and 24 teeth multiple freewheels.

HANDLEBAR: Racing model light alloy dropped deep curved, with cotton tape and plugs. With forged high tension light alloy racing stems.

BRAKES: Front & Rear center pull designed caliper, forged light alloy arms and pressed light alloy levers. With rubber covers for hooded levers.

CHAINS: 1/2" x 3/32", best roller.


PEDALS: Racing model, Rat-trap type light alloy body 2-1/4", and leather covered steel toe clips with toe straps.

SADDLE: Racing model leather and moulded plastic double top, single wire base.

ACCESSORIES: Frame pump — Light alloy frame pump with clips, 18".



Rainbow Blue



White



ROAD RACER MODEL S10-S

SPECIFICATION

FRAME: 21", 23" or 25" for 27" wheels, 73° x 73°, Road Racer. Built of best quality high-tension steel tubing. Brazed-up lugs and shell cut away. Straight tapered seat and chain stays brazed-up.

Front fork — Racing model, built of high-tension steel tubing.

Flamboyant and C.P. finest finish.

GEAR & CRANKS: Racing model light alloy, 1/2" x 3/32" x 40 and 50 T. double chainwheels. With 6-3/4" light alloy coterless cranks.

WHEELS: Tyre & tubes — 27" x 1-1/4" W/O, Skin side wall black tyre and butyl tubes with American valves.

Rims — 27" x 1-1/4" W/O, light alloy rims, 36 x 36 holes.

Spokes — B.W.G. No. 15 bright zinc plated.

Hubs — Light alloy large flanged quick release hubs, 5/16" x 3/8" spindles.

Derailleur gear — Model "VGT-Lux" Slanting pantograph type light alloy, 5-speed derailleur gear. With 1/2" x 3/32" x 14, 17, 20, 24 and 28 teeth multiple freewheels.

HANDLEBAR: Racing model light alloy dropped deep curved, with cotton bar tape and plugs. With forged high tension

light alloy stem.

BRAKES: Front & Rear center pull designed caliper, forged light alloy arms and pressed light alloy levers. With rubber cover for hooded levers.


CHAINS: 1/2" x 3/32", best roller.

PEDALS: Rat-trap type steel made, 4" with amber reflectors.

SADDLE: Racing model, hide top single wire base C.P..

ACCESSORIES: Spoke protector — 7-1/2" dia. C.P.

Frame pump — Light alloy frame pump with connection, 18".



White



Red



Blue



Yellow



Green



ROAD RACER MODEL S10-SL

SPECIFICATION

FRAME: 19" or 21" for 27" wheels, 73° x 73°, Road Racer.

Built of best quality high-tension steel tubing. Brazed-up lugs and shell cut away. Straight tapered seat and chain stays brazed-up.

Front fork — Racing model, built of high-tension steel tubing.

Flamboyant and C.P. finest finish.

GEAR & CRANKS: Racing model light alloy, 1/2" x 3/32" x 40 and 50 T. double chainwheels. With 6-3/4" light alloy cotterless cranks.

WHEELS: Tyre & tubes — 27" x 1-1/4" W/O, Gum side wall black tyre and butyl tubes with American valves.

Rims — 27" x 1-1/4" W/O, steel rims C.P. 36 x 36 holes.

Spokes — B.W.G. No. 15 bright zinc plated.

Hubs — Light alloy large flanged quick release hubs, 5/16" x 3/8" spindles.

Derailleur gear — Model "GT" Slanting pantograph type steel made, 5-speed derailleur gear. With 1/2" x 3/32" x 14, 17, 20, 24 and 28 teeth multiple freewheels.

HANDLEBAR: Racing model light alloy dropped deep curved, with cotton bar tape and plugs. With forged high tension

light alloy stem.

BRAKES: Front & Rear center pull designed caliper, forged light alloy arms and pressed light alloy levers. With safety levers.


CHAINS: 1/2" x 3/32", best roller.

PEDALS: Rat-trap type steel made, 4" with amber reflectors.

SADDLE: Imitation leather top, with cushion sponge, single wire base C.P..

ACCESSORIES: Spoke protector — 7-1/2" dia. C.P..

Frame pump — Light alloy frame pump with connection, 18".



White



ROAD RACER MODEL TOURER

SPECIFICATION

FRAME: 21", 23" or 25" for 27" wheels, 71° x 71°, Road Racer. Built of best quality steel tubing. Cut away lugs and shell brazed-up. Straight tapered seat and chain stays brazed-up.

Front fork—Racing model, built of steel tubing. With flat C.P. crown cover. Flamboyant and C.P. finish.

GEAR & CRANKS: Racing model, 1/2" x 3/32" x 40 and 50 T. double chainwheels. With 6-1/2" square steel cranks.

WHEELS: Tyre & tubes — 27" x 1-1/4" W/O, Gum side wall black tyres and butyle tubes with American valves.

Rims — 27" x 1-1/4" W/O steel rims C.P., 36 x 36 holes.

Spokes — B.W.G. No. 15 bright zinc plated.

Hubs — Semi-large flanged steel hubs, 5/16" x 3/8" spindles.

Derailleur gear — Model "GT" Slanting pantograph type steel made, 5-speed derailleur gear. With 1/2" x 3/32" x 14, 17, 20, 24 and 28 teeth multiple freewheels.

HANDLEBAR: Racing model dropped deep curved, with vinyl tape and plugs.

With best quality light alloy racing stem.

BRAKES: Front & Rear center pull designed caliper, forged light alloy levers. With safety levers.

CHAINS: 1/2" x 3/32", best roller.

PEDALS: Rat-trap type steel made, 3-1/2" with amber reflectors.

SADDLE: Imitation leather top, with cushion sponge, single wire base C.P..

CHAINGUARD: Round type C.P..

ACCESSORIES: Stand — Single center stand, light alloy.

Spoke protector — 7-1/2" dia. C.P..

Tail reflector — 2" dia. ruby prismatic lens.



Orange



Lime



Magenta



Yellow



LIGHT WEIGHT SPORTS MODEL S-5L

SPECIFICATION

FRAME: Light weight lady's model. 20" for 26" wheels.

Built of best quality steel tubing, lugs and shell brazed-up, straight seat and chain stays brazed-up. Front fork with flat C.P. crown cover Flamboyant finish.

FENDERS: Ribbed section stainless steel with C.P. front tip and C.P. round stays.

GEAR & CRANKS: 1/2" x 3/32" x 48 T. gear with 6-1/2" square steel cranks.

WHEELS: Tyre & tubes - 26" x 1-3/8" W/O, black rubber white wall and butyl tubes with American valves.

Rims - 26" x 1-3/8" W/O Endrick steel rims C.P. 36 x 36 holes.

Spokes - B.W.G. No. 15, bright zinc plated

Hubs - Semi-large flanged steel hubs, 5/16" spindle for front, 3/8" for rear.

Derailleur gear - Model "GT" Slanting pantograph type steel made, 5-speed derailleur gear. With 1/2" x 3/32" x 14, 17, 20, 24 and 28 teeth multiple freewheels.

HANDLEBAR: Sports model with adjustable stem, best quality chromium plated and black vinyl grips.

BRAKES: Front & Rear side pull designed caliper, forged light

alloy arms and light alloy levers.

CHAINS: 1/2" x 3/32", best roller.

PEDALS: Pressed dust cap combined outer plate, one side nuts. Pyramid pattern white rubber with amber reflectors.

SADDLE: Sports model, hide top, single wire base C.P..

ACCESSORIES: Tail reflector - Aluminium frame with prismatic lens, 2" dia.

Chain cover - Round type C.P.

Stand - Single center stand, light alloy.

Rear carrier - Sports model, light alloy.

Spoke protector - 7-1/2" dia. C.P..



Blue



Cream White



LIGHT WEIGHT SPORTS MODEL S-3

SPECIFICATION

FRAME: Light weight gent's model. 20" for 26" wheels.

Built of best quality steel tubing, lugs and shell brazed-up, straight seat and chain stays brazed-up. Front fork with flat C.P. crown cover. Flamboyant finish.

FENDERS: Ribbed section C.P., with C.P. front tip and C.P. round stays.

GEAR & CRANKS: 1/2" x 1/8" x 46 T. gear with 6-1/2" square steel cranks.

WHEELS: Tyre & tubes—26" x 1-3/8" W/O, black rubber white wall and butyl tubes with American valves.

Rims — 26" x 1-3/8" W/O Endrick steel rims C.P. 36 x 36 holes.

Spokes — B.W.G. No. 15, bright zinc plated.

Hubs — Small flanged steel hubs, 5/16" spindle for front. And 3-speed gear hub for rear, handle grip control, 18 T. sprocket.

HANDLEBAR: Sports model with adjustable stem, best quality chromium plated and white vinyl grips.

BRAKES: Front & Rear side pull designed caliper, forged light alloy arms and light alloy levers.

CHAINS: 1/2" x 1/8" best roller.

PEDALS: Pressed dust cap combined outer plate, one side nuts. Pyramid pattern white rubber with amber reflectors.

SADDLE: Sports model, hide top, single wire base C.P..

ACCESSORIES: Tail reflector — Aluminium frame with prismatic lens, 2" dia.

Chain cover — Sports model, C.P..

Stand — Single center stand, light alloy.

Rear carrier — Sports model, light alloy.



Red



Coffee

SPECIFICATIONS FOR "FUJI"

MODEL	THE NEWEST	THE ACE	THE FINEST
Frame Size (in.)	22-1/2, 24	22-1/2, 24	21, 23, 25
Frame	Hand-made expertly processed by low temperature brazing. Double butted chrome molybdenum steel tubing. Front fork chrome molybdenum butted fork with Sun Tour end.	Semi-hand made expertly processed by low temperature brazing. Double butted chrome molybdenum steel tubing. Front fork chrome molybdenum butted fork with Shimano end.	Semi-hand made expertly processed by low temperature brazing. Double butted chrome molybdenum steel tubing. Front fork chrome molybdenum butted fork.
Handlebars	Nitto Universiade B105, Professional Racing Type Light Alloy with Cotton bar tape.	Nitto Universiade B105 Professional Racing Type Light Alloy with Cotton bar tape.	Nitto Universiade B105 Professional Racing Type Light Alloy with Cotton bar tape.
Stem	Nitto Pearl De-luxe 90 mm Light Alloy forged	Nitto Pearl 90 mm Light Alloy forged.	Nitto Dynamic 90 mm Light Alloy forged.
Brakes	Gran Compe center pull, Light Alloy forged	DURA-ACE side pull Light Alloy forged	Dia Compe center pull, Light Alloy forged.
Gears & Cranks	Sugino Mighty Competition Custom 47/52T. with 6-3/4" cotterless cranks. Light Alloy forged.	DURA-ACE 47/52T. with 6-3/4" cotterless cranks. Light Alloy forged.	Sugino Mighty Competition 44/52T. with 6-3/4" cotterless cranks. Light Alloy forged.
Rear Cog	Sun Tour special Light Alloy 14-22T.	Shimano 14-22T. Gold finish	Sun Tour 14-24T.
Pedals	Mikashima Unique Road No. 2K, Light Alloy. Leather covered Toe clips and Straps.	Mikashima Unique Road No.2 Light Alloy body. Leather covered Toe clips and Straps.	Mikashima Unique Road No.1 Light Alloy body. Leather covered Toe clips, and Straps.
Rims	Ukai Light Alloy Tubing Rims with Plastic core inserted.	Ukai Light Alloy Tubing Rims with Plastic core inserted.	Ukai Light Alloy Tubing Rims with Plastic core inserted.
Hubs	Sunshine Large flange light alloy forged with quick release, special quality.	DURA-ACE Small flange light alloy forged with quick release, special quality.	Sunshine Large flange light alloy forged with quick release, special quality.
Spokes	No. 15/16 swaged stainless steel.	No. 15/16 swaged stainless steel.	No. 15/16 swaged stainless steel.
Tyres	Fuji Tubular # 75	Fuji Tubular # 75	Fuji Tubular # 100
Saddle	Fuji Seamless King Soft	Fuji Professional Seamless Nubuck Soft.	Fuji Seamless Super
Seat Pillar	Hupel Rider, Light Alloy forged.	Hupel Rider, Light Alloy forged.	Hupel Rider, Light Alloy forged.
Rear Derailleur	Sun Tour V-Lux, Light Alloy.	Shimano CRANE, Light Alloy.	Sun Tour V, Light Alloy.
Front Derailleur	Sun Tour SL, Light Alloy	DURA-ACE, Light Alloy.	Sun Tour Compe V, Light Alloy
Derailleur Control lever	Sun Tour PDL-M, special Power Shifter, Light Alloy	DURA-ACE, Light Alloy	Sun Tour PDL-S, special Power Shifter, Light Alloy
Color	Silver	Pearl Orange	White/Rainbow Blue
Weight approx.(lbs.)	23	23	22-1/2
Accessories	Pump, Water bottle.	Pump, Water bottle.	Pump.

Regional Distributors:

**NORTHWEST BICYCLE
SUPPLY COMPANY**
473 Harding Street, N.E.
Minneapolis, Minnesota 55440
Telephone: 612/331-6534

INTERWHEEL
2660 28th Street, S.E.
Grand Rapids, Michigan 49508
Telephone: 616/949-7788

LIFE CYCLE COMPANY
1005 Massachusetts Avenue
Cambridge, Massachusetts 02138
Telephone: 617/354-8595

MODEL	S10-S	S10-SL	TOURER
Frame Sizes (in.)	21, 23, 25	19, 21	21, 23, 25
Frame	High tension Steel tubing.	High tension Steel tubing.	Best quality Steel tubing.
Handlebars	Nitto Olympaide B115, Professional Racing Type Light Alloy with Cotton bar tape.	Nitto Olympaide B115, Professional Racing Type Light Alloy with Cotton bar tape.	Racing Type Chrome Plated with vinyl tape.
Stem	Nitto Hi Crown 90 mm Light Alloy forged	Nitto Hi Crown 90 mm Light Alloy forged.	Light Alloy
Brakes	Dia Compe center pull, Light Alloy forged with rubber covers.	Dia Compe center pull Light Alloy forged with safety levers.	Dia Compe center pull Light Alloy forged with safety levers.
Gear & Cranks	Sugino Maxy 40/50T. with 6-3/4" cotterless cranks. Light Alloy forged.	Sugino Maxy 40/50T. with 6-3/4" cotterless cranks. Light Alloy forged.	Racing Model 40/50T. steel. With 6-1/2" square steel cranks.
Rear Cog	Sun Tour 14-28T.	Sun Tour 14-28T.	Sun Tour 14-28T.
Pedals	Mikashima No. 11 with amber reflectors.	Mikashima No. 11 with amber reflectors.	Mikashima No. 90 with amber reflectors.
Rims	Ukai 27" x 1-1/4" W/O Light Alloy.	Ukai 27" x 1-1/4" W/O Hi Pressure.	Ukai 27" x 1-1/4" W/O Hi Pressure.
Hubs	Sunshine Large flange Light Alloy forged with quick release.	Sunshine Large flange Light Alloy forged with quick release.	Sunshine Semi-large flange Steel.
Spokes	No. 15 bright zinc plated.	No. 15 bright zinc plated.	No. 15 bright zinc plated.
Tyres	Mitsuboshi 27"x1-1/4" W/O, Skin side wall, Hi Pressur	Mitsuboshi 27"x1-1/4" W/O, Gum side wall	Mitsuboshi 27"x1-1/4" W/O, Gum side wall.
Saddle	Fujita B-17, Hide top.	Fujita PKN-17.	Imitation Leather.
Seat Pillar	Chrome Plated.	Chrom Plated.	Chrome Plated.
Rear Derailleur	Sun Tour VGT-Lux Light Alloy.	Sun Tour GT.	Sun Tour GT.
Front Derailleur	Sun Tour Compe V, Light Alloy.	Sun Tour Spirt.	Sun Tour Spirt.
Derailleur control lever	Sun Tour DLW	Sun Tour PUB-10, Power Shifter.	Sun Tour UB-10.
Color	White/Red/Blue/ Yellow/Green.	White	Orange/Lime/Magenta/ Yellow
Weight approx.(lbs.)	29	30-1/2	33
Accessories	Pump, Spoke protector.	Pump, Spoke protector.	Center stand, Spoke protector, Tail reflector Ring Case (Chainguard)

BIKE RACK, INC.
550 Old Country Road
Hicksville, New York 11801
Telephone: 516/938-7878

GULF CYCLE SALES, INC.
2900 Chartres Street, Corner Press
New Orleans, Louisiana 70117
Telephone: 504/945-2129

FUJI CYCLE CENTER
of New Jersey
215 Route 17, Rochelle Park,
New Jersey 07662
Telephone: 201/843-6409



In Japan, a country renowned for its beautiful cherry blossoms and its serene Mount Fuji, "FUJI BICYCLE" is the foremost representative bicycle of Japan. "FUJI" brand bicycle has been established since 1899 and for the past 70 years. This long history and tradition formulated for itself as the most formidable top manufacturer of bicycles, especially for the racing cycles. Our planning department is fully striving to be its leader in the field and undertaking research and study to maintain this position with the good advice of our Dr. Sugihara as our Technical Advisor and Cycling Instructor. All racers specified on this leaflet has been fully designed and produced in every detail by the good advice and information of Dr. Sugihara. Especially THE NEWEST OF FUJI has received the doctors special attention in all respects utilizing all the knowledge and theory derived from his experiences and we can truly boast to be the product of highest quality unsurpassed in this cycling world.

Brief background history of Dr. Sugihara.

Graduated Rikkyo University in 1951. Performance as competitor: 1st Asian Games in New Delhi, Japanese & American Match in Tokyo. Performance as Team leader/Coach: The 3rd Asian Games in Tokyo, Asian Championship in Seoul, The 5th Asian Games in Bangkok, World Championship in Frankfurt, San-Sabastian, Zurich, Milano, Amsterdam, Montevideo, Leicester and Brussel, Olympic Games in Tokyo, Mexico and Munich.



NICHIBEI FUJI CYCLE COMPANY, LTD.

Tokyo, Japan